




Exercise 13

Date: _____

1. Practise writing the lowercase letter m.

				
---	---	--	--	--

2. Fill in the blanks with the lowercase letter m.




___ ail


___ agnet

___ eat


3. Match the part to the whole.



moon ●



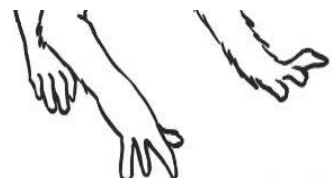
mouse ●



monkey ●



●



●



●

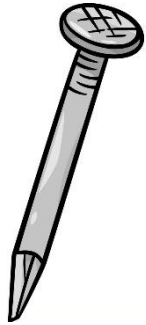
Exercise 14

Date: _____


1. Practise writing the lowercase letter n.

n	n			
---	---	--	--	--

2. Fill in the blanks with the lowercase letter n.



___ ail





___ et



___ ine

3. Circle the "nose" in each picture.





nose




Exercise 15

Date: _____

1. Practise writing the lowercase letter o.

				
---	---	--	--	--

2. Fill in the blanks with the lowercase letter o.



___ ne






___ nion



___ range

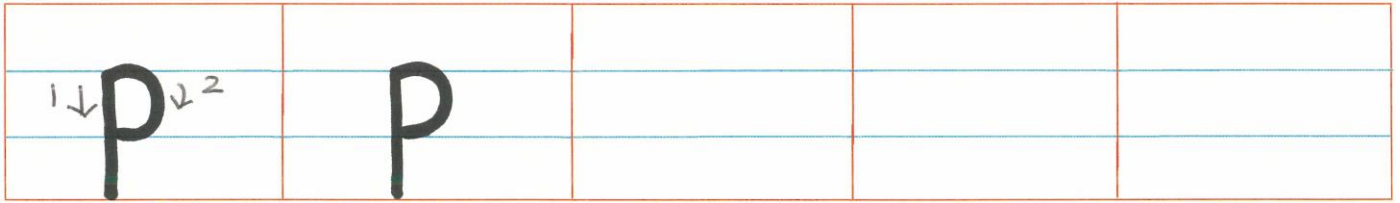
3. Colour the octopus holding "o".



Exercise 16

Date: _____

1. Practise writing the lowercase letter p.



2. Fill in the blanks with the lowercase letter p.



___ en ___ ancakes ___ iano

3. Help the pig find the right way.



p p p p

b b b b

p p p p p

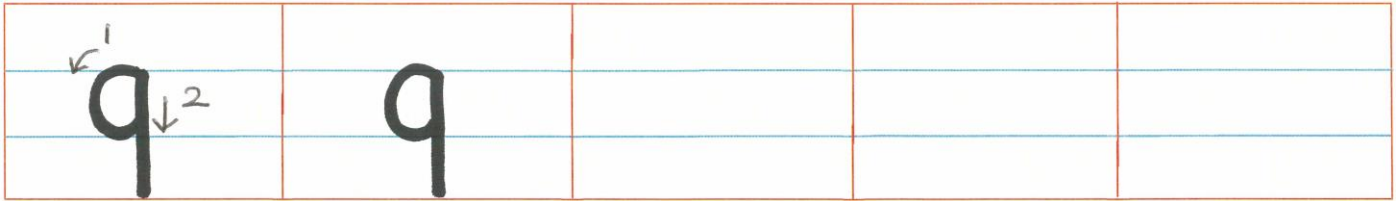
boy

pig

Exercise 17

Date: _____

1. Practise writing the lowercase letter q.



2. Fill in the blanks with the lowercase letter q.



__uestion



__uiet



__uarrel

3. Help the queen find the thing she wants.

